

# Abstract Vs. Introduction

## Author

Enago Academy

## Post Url

<https://www.enago.com/academy/abstract-vs-introduction/>

The infographic is a red-bordered graphic with a central white starburst containing the word "VERSUS". It is divided into two main sections: "ABSTRACT" on the left and "INTRODUCTION" on the right. Each section contains several bullet points with corresponding icons.

ABSTRACT	INTRODUCTION
<ul style="list-style-type: none"> <li>Methods, Results, and Conclusions. Clear &amp; concise description of the study in 150-300 words</li> </ul>	<ul style="list-style-type: none"> <li>First section of the paper with detailed background on the research topic</li> </ul>
<ul style="list-style-type: none"> <li>Structured or unstructured format</li> </ul>	<ul style="list-style-type: none"> <li>Explains the research gap and the proposed hypothesis</li> </ul>
<ul style="list-style-type: none"> <li>Unstructured abstract has no headings; information presented in one paragraph</li> </ul>	<ul style="list-style-type: none"> <li>Describes the importance of the study</li> </ul>
<ul style="list-style-type: none"> <li>Structured abstract has defined headings: background, objective, methods, results, &amp; conclusion</li> </ul>	<ul style="list-style-type: none"> <li>No information on methods, results, or conclusions used in the present study</li> </ul>





Check out our YouTube channel to know about drafting effective manuscripts!

[@Enago](#)   
 [enagoacademy](#)   
 [enago.com/academy](#)   
 [enago.com/app](#)

Abstract and introduction are important sections of your manuscript. These sections help readers assess the context and relevance of your published work. Therefore, it is important to draft clear and well-written abstract and introduction sections.





To know more about the difference between abstract and introduction, [click here](#).


### ABSTRACT


-  Methods, Results, and Conclusions. Clear & concise description of the study in 150-300 words
-  Structured or unstructured format
-  Unstructured abstract has no headings; information presented in one paragraph
-  Structured abstract has defined headings: background, objective, methods, results, & conclusion


## VERSUS


### INTRODUCTION


-  First section of the paper with detailed background on the research topic
-  Explains the research gap and the proposed hypothesis
-  Describes the importance of the study
-  No information on methods, results, or conclusions used in the present study

 **Check out our YouTube channel to know about drafting effective manuscripts!**

 @Enago

 enagoacademy

 [enago.com/academy](http://enago.com/academy)

 [enago.com/app](http://enago.com/app)

### Cite this article

Enago Academy, Abstract Vs. Introduction. Enago Academy. 2018/06/26. <https://www.enago.com/academy/abstract-vs-introduction/>