

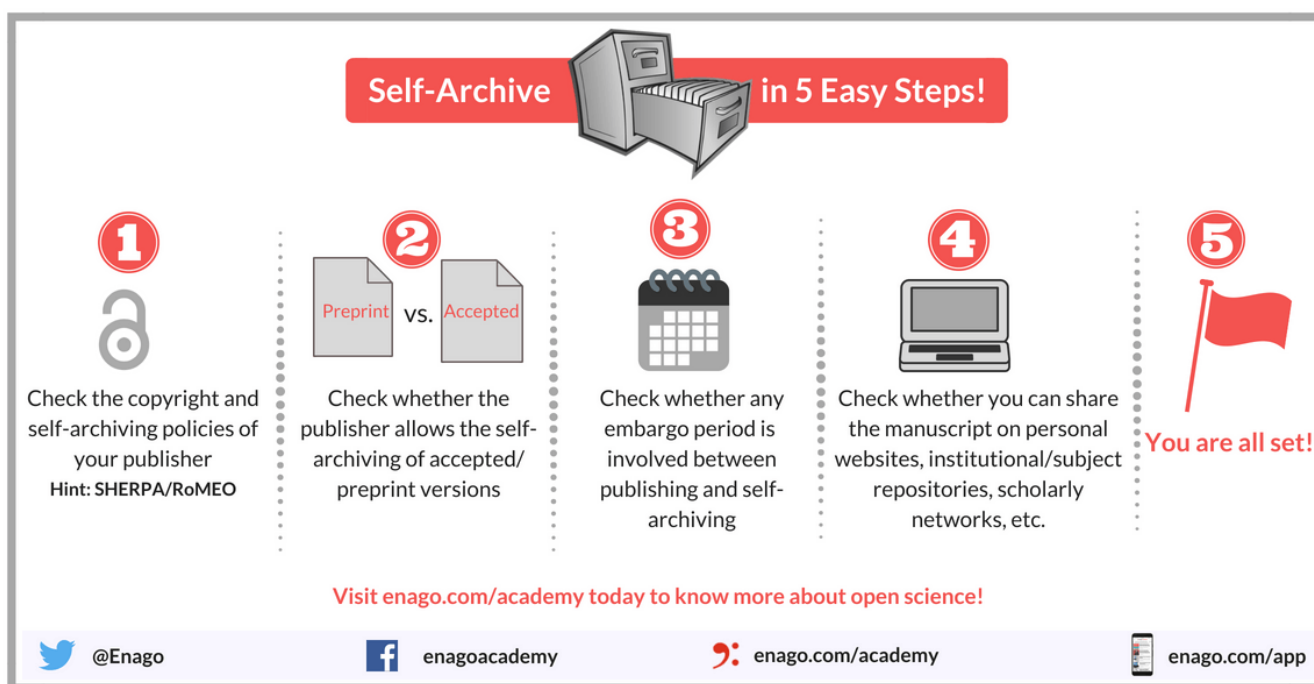
Self-Archive in 5 Easy Steps

Author

Enago Academy

Post Url

<https://www.enago.com/academy/self-archive-in-5-easy-steps/>




Self-archiving, also known as green open access, can help increase the visibility and impact of research. Researchers can self-archive pre-print or accepted versions of the manuscript in different types of repositories. However, the author's rights on self-archiving are governed by the copyright policies of the journal.

To learn more about self-archiving, [click here](#).

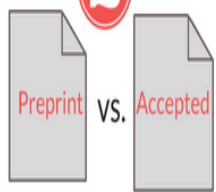
Self-Archive in 5 Easy Steps!

1




Check the copyright and self-archiving policies of your publisher
Hint: SHERPA/RoMEO

2




Check whether the publisher allows the self-archiving of accepted/preprint versions

3




Check whether any embargo period is involved between publishing and self-archiving

4




Check whether you can share the manuscript on personal websites, institutional/subject repositories, scholarly networks, etc.


5





You are all set!

Visit [enago.com/academy](https://www.enago.com/academy) today to know more about open science!

 @Enago

 enagoacademy

 [enago.com/academy](https://www.enago.com/academy)

 [enago.com/app](https://www.enago.com/app)

Cite this article

Enago Academy, Self-Archive in 5 Easy Steps. Enago Academy. 2018/06/26. <https://www.enago.com/academy/self-archive-in-5-easy-steps/>