

Top 20 Tips for Presenting at International Conferences

Author

Enago Academy

Post Url

<https://www.enago.com/academy/top-20-tips-for-presenting-international-conferences/>




Presenting at international conferences is an integral aspect of scientific communication. It helps enhance researcher's career prospects. Attending good conferences can be the best way of learning about new developments in a research field. However, for early-stage researchers, identifying the right conference, [addressing larger audiences](#), and [explaining their study](#) in an effective and time-bound manner, can sometimes be daunting tasks. Moreover, with the increase in the number of predatory conferences, researchers should look for warning signs to distinguish between a predatory and a legitimate conference.

If researchers utilize this opportunity well, they can open doors to effective networking and future collaborations. Check out the handy checklist below to make your presentation experience at international conferences worthwhile!

Top 20
Tips!

YOUR COMPLETE CHECKLIST FOR PRESENTING AT INTERNATIONAL CONFERENCES



Selecting the Right Conference





- Conference organized by a well-known organization/ university/research institute
- Peers/senior colleagues in the field have heard of or attended the conference before
- Not a fake/predatory conference—checked for the warning signs
- Checked the reputation of the organizing committee
- Checked the reports of earlier conferences (unless of course, it is a new conference)
- Ensured that the research scope (narrow or broad) matches your objective
- Training workshop (if any) related to your field of interest
- The conference agenda synchronizes with your learning objectives (hint: too many parallel sessions?)
- Keynote session related to your field of interest
- Verified that good networking opportunities with researchers and/or professionals seem to exist

Preparing for the Conference

- Checked the registration cost, application procedure, and eligibility criteria for travel grants
- Checked the conference venue's connectivity and layout
- Reviewed the conference schedule in advance
- Checked the dress code requirements for the conference
- Obtained copies of your CV and/or business card for effective networking

Presenting at the Conference

- Planned the content and layout for the poster or oral presentation
- Followed the abstract submission guidelines (word count, structure, submission deadline, etc.)
- Adhered to the guidelines for poster presentation (size, orientation, etc.) or oral presentation (duration, design, etc.)
- Practiced your presentation without breaching the time limit
- Did some homework for the Q&A session

 @Enago
 enagoacademy
 enago.com/academy
 enago.com/app

Cite this article

Enago Academy, Top 20 Tips for Presenting at International Conferences. Enago Academy. 2018/04/16. <https://www.enago.com/academy/top-20-tips-for-presenting-international->

conferences/